

## Transmitters

## XR SERIES

## XR Series Transmitters

XR Series Transmitters from Primex Wireless deliver the latest technology in time synchronization. Leveraging the precision of GPS satellite or Network Time Protocol (NTP) time, the XR Series Transmitters wirelessly synchronize time for analog and digital clocks, timers and other time receivers throughout a facility.

By taking advantage of the most effective wireless 72MHz frequency, XR Series Transmitters efficiently send time synchronization signals through commercial building materials to ensure all devices receive important time updates, even for Daylight Saving Time and after a power outage. XR Series Transmitters can be configured with a variety of power output levels to provide coverage for a single building or an entire campus.

## Flexible Configurations

XR Series Transmitters may be equipped for to receive either GPS or NTP time sources, and provide the flexibility to scale signal coverage from a single building to an entire campus.

## Industry Leading Features

- Utilizes highly effective 72MHz frequency
- System diagnostics are viewable on transmitter display
- Optional Ethernet port for incorporating NTP Time Source
- Internal memory backup of 8 hours

## XR Series 1-Watt Transmitters

Choose the model to meet your needs; either configured with an indoor antenna, or with an external roof mount antenna to expand coverage.

## 1-WATT TRANSMITTERS

Part Number	Power	Antenna Type
XR01IM	1 watt	Attached internal
XR01EM	1 watt	External roof
XR01R	1 watt Repeater	Attached internal



1-Watt Transmitter

## XR Series 5-Watt and 30-Watt Transmitters

Campus wide deployments are covered via XR Series 5-watt or 30-watt Transmitters, which include an external roof mounted antenna and require installation by a Primex Certified Installer.

## 5 /30-WATT TRANSMITTERS

Part Number	Power	Antenna Type
XR05EM	5 watt	External roof
XR30EM	30 watt	External roof



5- or 30-Watt Transmitter

## Transmitters

## XR SERIES

**1-Watt Transmitter Specifications:**

- 1-Watt maximum transmission (at transmitter)
- 72MHz frequency range
- 49 channels available (pre-programmed prior to shipping)
- Daylight Saving Time bypass switch
- Time zone adjustment switch (pre-programmed on XR01E prior to shipping)
- LCD display for time, date, and signal verification
- Dimensions: 17.0"L x 12.0"W x 1.7"D (43.2cm x 30.5cm x 4.32cm)
- Power Supply:
  - Input: 120 VAC, 50/60 Hz, 0.6 Amp
  - Output: 9 VDC, 2.78 Amp (6 ft. cord, 1.83m)
- Operating Range: 32° - 122°F (0° - 50°C)

**Transmitter with Internal Antenna (refer to Figure 1)**

- Antenna: 46.0"L (116.8cm)
- Weight: 7.75 lbs. (3.5kg)

**Transmitter with External Antenna**

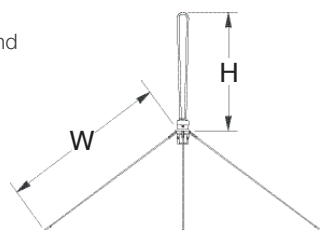
- Cabling: 100' (30.48m) between transmitter and antenna provided
- FCC Part 90 Accepted
- IC RSS-119 Accepted
- Weight: 9 lbs. (4.1kg)

**Satellite Transmitter (XR01R)**

- Requires installation of a Master Transmitter in order to receive and transmit the GPS time signal
- Antenna: 46.0"L (116.8cm)
- Weight: 7.75 lbs. (3.5kg)

**Outdoor Ground Plane Antenna**

- For use with XR01E Transmitters
- Dimensions: 29.4"H x 41.5"W (74.7cm x 105.41cm)
- Lightning Protection: Direct Ground
- Cabling: 100' (30.48m) between transmitter and antenna provided
- FCC Part 90 Accepted
- IC RSS-119 Accepted
- Weight: 8.25 lbs. (3.75kg)

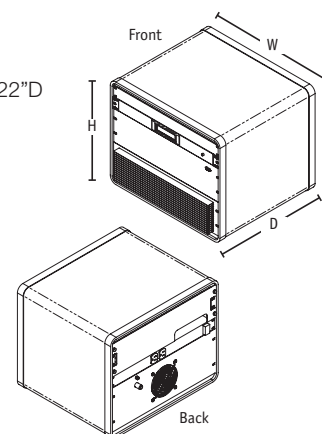
**To Learn More:**

Call 800.537.0464 (U.S.)  
800.330.1459 (Canada)  
Email: [info@primexwireless.com](mailto:info@primexwireless.com)

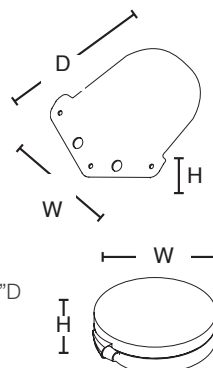
[primexwireless.com](http://primexwireless.com)

**5/30-Watt Specifications:**

- Operating Frequency Range: 72MHz
- Enclosure Dimensions: 22"W x 17"H x 22"D (55.88cm x 43.18cm x 55.88cm)
- Approx. Weight: 55 lbs. (24.9kg)
- Power Supply Requirements:
  - 120 VAC, 50/60 Hz, 6.0A Max
- Oversized heat sink provides adequate cooling
- Amplifier Output Bandwidth: >20 MHz maximum
- Connector at Antenna: N-male
- 100' (30.48cm) of cabling between transmitter and antenna

**GPS Receiver Specifications:**

- Included with Primary Transmitter
- 10' (3.05m) cable. 50, 100, 150 and 200 foot (15.24m, 30.48m, 45.72m and 60.69m) extensions available
- Mounting bracket and hardware included for rooftop or window installation
- Dimensions: 2.5"W x .75"H (6.35cm x 1.91cm)
- Mounting Bracket: 3.5"W x 1.4"H x 4.5"D (8.89cm x 3.56cm x 11.43cm)
- Weight: 0.75 lb. (.34kg)
- Operating Range: -32° - 158°F (-30° - 70°C)

**Receiver Switch Specifications:**

- Included with Satellite Transmitter
- 5' (1.52m) RS232 cable connects Receiver Switch to the Satellite Transmitter
- Dimensions: 5.75"L x 4.25"H x 1.25"D (14.6cm x 10.8cm x 3.16cm)
- Antenna: 12.5"L (31.75cm)
- Weight: 0.75 lb. (.34kg)
- Power Supply:
  - Input: 120 VAC, 50/60 Hz, 0.4 Amp
  - Output: 9 VDC, 0.25 Amp (6 ft. cord, 1.83m)
- Operating Range: -32° - 158°F (-36° - 70°C)

